

## iProfile™ Fixed Income Private Pool – Series I

I.G. Investment Management, Ltd.

This document contains key information you should know about iProfile™ Fixed Income Private Pool – Series I. You can find more details in the Fund's simplified prospectus. You can get a copy by asking your IG Wealth Management Advisor ("IG Advisor"), by calling I.G. Investment Management, Ltd. at 1-888-746-6344 (1-800-661-4578 if you live in Quebec) or by visiting our website at ig.ca.

Before you invest in any fund, you should consider how it would work with your other investments and your tolerance for risk.

## Quick facts

Fund code(s)	156	Fund manager	I.G. Investment Management, Ltd.
Date series started	January 15, 2001	Portfolio manager(s)	I.G. Investment Management, Ltd. (portfolio manager);
Total value of the Fund on April 30, 2023	\$8.3 billion		PIMCO Canada Corp. & Pacific Investment Management Company LLC and Mackenzie Financial Corporation (sub-advisors)
Management expense ratio (MER)	0.19%	Distributions	On or about each month end
		Minimum household investment	\$250,000 initial into Program, \$200 additional

## What does the Fund invest in?

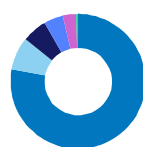
The Fund aims to provide interest income by investing primarily in bonds and debentures through the allocation of assets to a number of mandates, including: Canadian Bond, Canadian Short-Term Fixed Income, Global Bond, High Yield Bond, Private Credit and IG Mackenzie Real Property Fund. Each mandate is separately managed. The Fund intends to invest up to 50% of its assets in foreign securities but may invest up to 100%.

The charts below give you a snapshot of the Fund's investments on April 30, 2023. The Fund's investments may change.

## Top 10 investments (April 30, 2023)

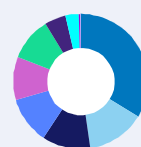
1.	IG Mackenzie Mortgage and Short Term Income Fund Series P	12.2%
2.	IG Mackenzie Real Property Fund Series P	9.3%
3.	Cash and cash equivalents	7.7%
4.	Government of Canada 1.50% 12-01-2031	2.2%
5.	Province of Quebec 4.40% 12-01-2055	1.7%
6.	Province of Ontario 3.75% 06-02-2032	1.6%
7.	Northleaf Private Credit II LP	1.6%
8.	Government of Canada 1.50% 06-01-2031	1.6%
9.	Government of Canada 2.00% 06-01-2032	1.4%
10.	Northleaf Senior Private Credit-L LP	1.1%
Total percentage of top 10 investments		40.4%
Total number of investments		850

## Investment mix (April 30, 2023)



## Portfolio allocation

Bonds	79.0%
Real property	8.0%
Mortgages	6.0%
Private funds	4.7%
Other net assets (liabilities)	3.2%
Equities	0.5%
Short futures	-0.1%
Cash and cash equivalents	-1.3%



## Sector allocation

Corporate bonds	34.2%
Other	14.1%
Mortgage backed	11.7%
Foreign government bonds	11.5%
Federal bonds	10.5%
Provincial bonds	10.4%
Financials	5.1%
Other net assets (liabilities)	3.2%
Bank loans	0.4%
Municipal bonds	0.2%
Cash and cash equivalents	-1.3%

## How risky is it?

The value of the Fund can go down as well as up. You could lose money. One way to gauge risk is to look at how much a fund's returns change over time. This is called "volatility". In general, funds with higher volatility will have returns that change more over time. They typically have a greater chance of losing money and may have a greater chance of higher returns. Funds with lower volatility tend to have returns that change less over time. They typically have lower returns and may have a lower chance of losing money.

## No guarantees

Like most mutual funds, this Fund doesn't have any guarantees. You may not get back the amount of money you invest.

## Risk rating

IG Wealth Management has rated the volatility of this Fund as **low**.

This rating is based on how much the Fund's returns have changed from year to year. It doesn't tell you how volatile the Fund will be in the future. The rating can change over time. A fund with a low risk rating can still lose money.

LOW	LOW TO MEDIUM	MEDIUM	MEDIUM TO HIGH	HIGH
-----	---------------	--------	----------------	------

For more information about the risk rating and specific risks that can affect the Fund's returns, see the *What are the Risks of Investing in the Fund?* section of the Fund's simplified prospectus.

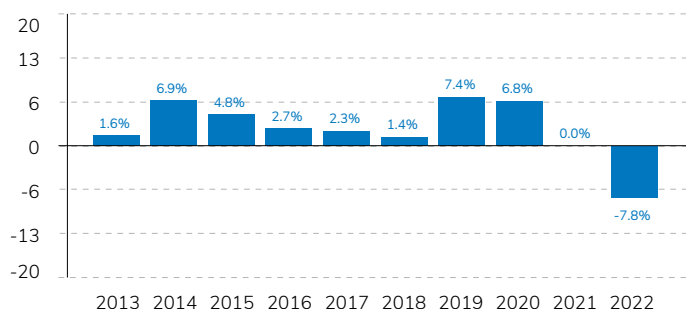
## iProfile™ Fixed Income Private Pool - Series I

## How has the Fund performed?

This section tells you how Series I securities of the Fund have performed over the past 10 years. Returns are after Fund expenses have been deducted. These expenses reduce the Fund's returns.

## Year-by-year returns

This chart shows how Series I securities of the Fund performed in each of the past 10 years. The Fund dropped in value in 1 of the 10 years. The range of returns and change from year to year can help you assess how risky the Fund has been in the past. It does not tell you how the Fund will perform in the future.



## Best and worst 3-month returns

This table shows the best and worst returns for Series I securities of the Fund in a 3-month period over the past 10 years. The best and worst 3-month returns could be higher or lower in the future. Consider how much of a loss you could afford to take in a short period of time.

	Return	3 months ending	If you invested \$1,000 at the beginning of the period
Best return	5.5%	January 31, 2015	Your investment would rise to \$1,055.
Worst return	-4.8%	April 30, 2022	Your investment would drop to \$952.

## Average return

A person who invested \$1,000 in the Series I securities 10 years ago would have \$1,298 as of April 30, 2023. This is equal to an annual compounded return of approximately 2.6%.

## Who is this Fund for?

You should consider investing in this Fund if you are comfortable with the risks for this investment and:

- your long-term investment goal is income.

## A word about tax

In general, you'll have to pay income tax on any money you make on the Fund. How much you pay depends on the tax laws where you live and whether or not you hold the Fund in a registered plan, such as a Registered Retirement Savings Plan or a Tax-Free Savings Account.

Keep in mind that if you hold your Fund in a non-registered account, taxable fund distributions are included in your taxable income, whether you get them in cash or have them reinvested.

## How much does it cost?

The following tables show the fees and expenses you could pay to buy, own and sell Series I securities of the Fund. The fees and expenses – including any commissions – can vary among series of a fund and among funds. Higher commissions can influence representatives to recommend one investment over another. Ask about other funds and investments that may be suitable for you at a lower cost.

## 1. Sales charges

Generally, there are no purchase options that attract sales charges.

When you buy this series of the Fund, IG Wealth Management may pay your IG Advisor a sales bonus of up to 2.50%. IG Wealth Management may pay your IG Advisor an additional payment of up to 40% of the sales bonus if they are in their first four years with us.

## 2. Fund expenses

You don't pay these expenses directly. These expenses reduce the annual return of the Series.

As of March 31, 2023, the Series expenses were 0.19% of its value. This equals \$1.90 for every \$1,000 invested.

	Annual rate (as a % of the Series' assets)
<b>Management expense ratio (MER)</b> This is the total of the Series' management fee and operating expenses (including the administration fee).	<b>0.19%</b>
<b>Trading expense ratio (TER)</b> This is the Series' investment trading costs.	<b>0.00%</b>
<b>Fund expenses</b>	<b>0.19%</b>

## More about the trailing commission

The trailing commission is an ongoing commission. It is paid for as long as you own the Fund. It is for the services and advice that your IG Advisor provides to you.

IG Wealth Management pays the trailing commission to your IG Advisor. It is paid in whole or in part from the iProfile advisory fee and is based on the value of your investment. The rate ranges between:

- 0.41% to 0.70% per year (\$4.10 to \$7.00 per year for every \$1,000 invested).

If your IG Advisor has been with us for more than four years, he or she may receive an additional annual payment of 0.06% to 0.09% of your investment (\$0.60 to \$0.90 for every \$1,000 invested).

## iProfile™ Fixed Income Private Pool - Series I

### 3. Other fees

You may have to pay other fees when you buy, hold, sell or switch securities of the Fund.

Fee	What you pay
Inappropriate Short-term trading fee	If you initiate a combination of purchases and redemptions, including switches into, or out from, the Fund within 30 days, your switches could have a detrimental effect on other Fund investors, and that may take advantage of Funds with investments priced in other time zones or illiquid investments that trade infrequently. We may charge you 2.00% of the amount you switch. This fee is payable to the Fund.
Excessive Short-term trading fee	If you initiate a combination of purchases and redemptions, including switches into, or out from, the Fund within 30 days, your switches could have a detrimental effect on other Fund investors, and we may charge you up to 2.00% of the amount you switch. This fee is payable to the Fund.
Redemption fee	You usually do not pay a redemption fee for selling securities of the Fund. However, if your investment was switched into the iProfile Program from another IG Wealth Management Fund or a Guaranteed Investment Fund and there was a redemption fee attached to it, we may charge you a redemption fee of up to 1.5% of the amount you redeem. If your original investment became subject to a redemption fee after June 30, 2016, any remaining deferred sales charge will be waived upon death of the individual owner (or last surviving owner for jointly held accounts).
iProfile Advisory fee	You pay an advisory fee directly to the Principal Distributors for investment advice and administrative services if your investment is held with them. The advisory fee will be set out in your fee agreement with the applicable Principal Distributors, who may offer you a fee reduction. Please contact your IG Advisor for more information.

### What if I change my mind?

Under securities law in some provinces and territories, you have the right to:

- withdraw from an agreement to buy mutual fund securities within two business days after you receive a simplified prospectus or Fund Facts document, or
- cancel your purchase within 48 hours after you receive confirmation of the purchase.

In some provinces and territories, you also have the right to cancel a purchase, or in some jurisdictions, claim damages, if the simplified prospectus, annual information form, Fund Facts document or financial statements contain a misrepresentation. You must act within the time limit set by the securities law in your province or territory.

For more information, see the securities law of your province or territory or ask a lawyer.

### For more information

Contact IG Wealth Management or your IG Advisor for a copy of the Fund's simplified prospectus and other disclosure documents. These documents and the Fund Facts make up the Fund's legal documents.

#### IG Wealth Management

447 Portage Avenue  
Winnipeg, Manitoba, R3B 3H5  
1-888-746-6344

#### If you live in Quebec:

2001 Robert-Bourassa Boulevard, Suite 2000  
Montreal, Quebec, H3A 2A6  
1-800-661-4578

ig.ca

To learn more about investing in mutual funds, see the brochure **Understanding mutual funds**, which is available on the website of the Canadian Securities Administrators at [www.securities-administrators.ca](http://www.securities-administrators.ca).