

IG Mackenzie U.S. Dividend Registered Fund - Series F

I.G. Investment Management, Ltd.

This document contains key information you should know about IG Mackenzie U.S. Dividend Registered Fund – Series F. You can find more details in the Fund’s simplified prospectus. You can get a copy by asking your IG Wealth Management Advisor (“IG Advisor”), by calling I.G. Investment Management, Ltd. at 1-888-746-6344 (1-800-661-4578 if you live in Quebec) or by visiting our website at ig.ca.

Before you invest in any fund, you should consider how it would work with your other investments and your tolerance for risk.

Quick facts

Fund code(s)	1563	Fund manager	I.G. Investment Management, Ltd.
Date series started	January 19, 2015	Portfolio manager(s)	I.G. Investment Management, Ltd.
Total value of the Fund on March 31, 2026	\$61.2 million		Mackenzie Financial Corporation (sub-advisor)
Management expense ratio (MER)	0.88%	Distributions	Annually
		Minimum household investment	\$50 initial, \$50 additional

What does the Fund invest in?

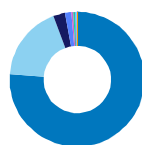
The Fund aims to provide long-term capital appreciation and income by investing primarily in a combination of U.S. dividend-paying equity securities and/or other types of income-producing investments including, but not limited to, real estate investment trusts, investment grade and non-investment grade bonds, master limited partnerships, convertible debentures and preferred shares. The Fund may also achieve exposure to U.S. equity securities and other types of income-producing investments by investing in other investment funds, including IG Wealth Management Funds.

The charts below give you a snapshot of the Fund’s investments on March 31, 2026. The Fund’s investments may change.

Top 10 investments (March 31, 2026)

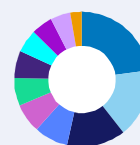
1.	Mackenzie - IG Canadian Bond Pool Series P	11.2%
2.	Mackenzie - IG Canadian Corporate Bond Pool Series P	7.5%
3.	NVIDIA Corp.	5.7%
4.	Apple Inc.	5.2%
5.	Alphabet Inc.	3.7%
6.	IG Mackenzie Floating Rate Income Fund Series P	3.7%
7.	Microsoft Corp.	2.6%
8.	Mackenzie North American Corporate Bond Fund Series IG	2.5%
9.	Amazon.com Inc.	2.4%
10.	Johnson & Johnson	2.3%
Total percentage of top 10 investments		46.8%
Total number of investments		66

Investment mix (March 31, 2026)



Regional allocation

United States	76.4%
Canada	18.0%
Cash and cash equivalents	2.8%
Ireland	1.6%
Peru	0.4%
Other	0.3%
United Kingdom	0.2%
Mexico	0.2%
Luxembourg	0.1%
Netherlands	0.1%
Chile	0.1%
Other assets (liabilities)	-0.2%



Sector allocation

Information technology	22.9%
Other	16.5%
Corporate bonds	14.2%
Industrials	8.2%
Health care	7.0%
Consumer discretionary	6.7%
Financials	6.5%
Energy	5.5%
Communication services	5.2%
Consumer staples	4.7%
Cash and cash equivalents	2.8%
Other assets (liabilities)	-0.2%

How risky is it?

The value of the Fund can go down as well as up. You could lose money. One way to gauge risk is to look at how much a fund’s returns change over time. This is called “volatility”.

In general, funds with higher volatility will have returns that change more over time. They typically have a greater chance of losing money and may have a greater chance of higher returns. Funds with lower volatility tend to have returns that change less over time. They typically have lower returns and may have a lower chance of losing money.

No guarantees

Like most mutual funds, this Fund doesn’t have any guarantees. You may not get back the amount of money you invest.

Risk rating

IG Wealth Management has rated the volatility of this Fund as **low to medium**.

This rating is based on how much the Fund’s returns have changed from year to year. It doesn’t tell you how volatile the Fund will be in the future. The rating can change over time. A fund with a low risk rating can still lose money.



For more information about the risk rating and specific risks that can affect the Fund’s returns, see the *What are the Risks of Investing in the Fund?* section of the Fund’s simplified prospectus.

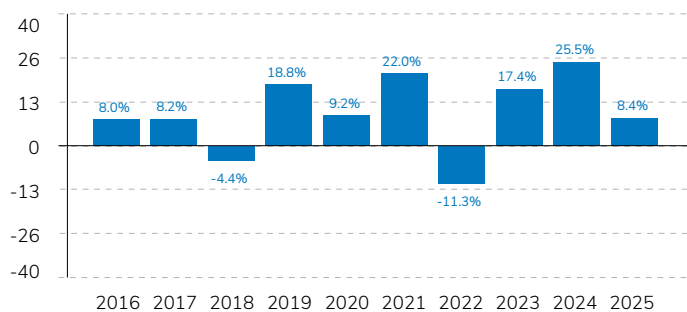
IG Mackenzie U.S. Dividend Registered Fund - Series F

How has the Fund performed?

This section tells you how Series F securities of the Fund have performed over the past 10 years. Returns are after Fund expenses have been deducted. These expenses reduce the Fund's returns.

Year-by-year returns

This chart shows how Series F securities of the Fund performed in each of the past 10 years. The Fund dropped in value in 2 of the 10 years. The range of returns and change from year to year can help you assess how risky the Fund has been in the past. It does not tell you how the Fund will perform in the future.



Best and worst 3-month returns

This table shows the best and worst returns for Series F securities of the Fund in a 3-month period over the past 10 years. The best and worst 3-month returns could be higher or lower in the future. Consider how much of a loss you could afford to take in a short period of time.

	Return	3 months ending	If you invested \$1,000 at the beginning of the period
Best return	12.0%	June 30, 2020	Your investment would rise to \$1,120.
Worst return	-14.3%	March 31, 2020	Your investment would drop to \$857.

Average return

A person who invested \$1,000 in the Series F securities 10 years ago would have \$2,504 as of March 31, 2026. This is equal to an annual compounded return of approximately 9.6%.

Who is this Fund for?

You should consider investing in this Fund if you are comfortable with the risks for this investment and:

- your long-term investment goal is capital growth with exposure to fixed income investments.

To ensure the Fund is eligible for an exemption from U.S. withholding tax on U.S.-source interest and dividends, this Fund may only be held within a Registered Plan (other than a TFSA, RESP or RDSP) whose planholders are residents of Canada or the U.S. for tax purposes.

How much does it cost?

The following tables show the fees and expenses you could pay to buy, own and sell Series F securities of the Fund. The fees and expenses – including any commissions – can vary among series of a fund and among funds. Higher commissions can influence representatives to recommend one investment over another. Ask about other funds and investments that may be suitable for you at a lower cost.

1. Sales charges

There are no sales charges payable when you buy securities of this series of the Fund.

2. Fund expenses

You don't pay these expenses directly. These expenses reduce the annual return of the Series.

As of September 30, 2025, the Series expenses were 0.90% of its value. This equals \$9.00 for every \$1,000 invested.

	Annual rate (as a % of the Series' assets)
Management expense ratio (MER) This is the total of the Series' management fee and operating expenses (including the administration fee).	0.88%
Trading expense ratio (TER) This is the Series' investment trading costs.	0.02%
Fund expenses	0.90%

A word about tax

As you hold your Fund in a registered account, Fund distributions are generally not included in your taxable income at the time of payment. Please consult with a tax advisor about your own circumstances.

More about the trailing commission

Trailing commissions are not paid on this series of the Fund.

IG Mackenzie U.S. Dividend Registered Fund - Series F

3. Other fees

You may have to pay other fees when you buy, hold, sell or switch securities of the Fund.

Fee	What you pay
Inappropriate Short-term trading fee	If you initiate a combination of purchases and redemptions, including switches into, or out from, the Fund within 30 days, your switches could have a detrimental effect on other Fund investors, and that may take advantage of Funds with investments priced in other time zones or illiquid investments that trade infrequently. We may charge you 2.00% of the amount you switch. This fee is payable to the Fund.
Excessive Short-term trading fee	If you initiate a combination of purchases and redemptions, including switches into, or out from, the Fund within 30 days, your switches could have a detrimental effect on other Fund investors, and we may charge you up to 2.00% of the amount you switch. This fee is payable to the Fund.
Advisory fee	You pay an advisory fee directly to the Principal Distributors for investment advice and administrative services if your investment is held with them. The advisory fee will be set out in your fee agreement with the applicable Principal Distributors, who may offer you a fee reduction. Please contact your IG Advisor for more information.

What if I change my mind?

Under securities law in some provinces and territories, you have the right to:

- withdraw from an agreement to buy mutual fund securities within two business days after you receive a simplified prospectus or Fund Facts document, or
- cancel your purchase within 48 hours after you receive confirmation of the purchase.

In some provinces and territories, you also have the right to cancel a purchase, or in some jurisdictions, claim damages, if the simplified prospectus, annual information form, Fund Facts document or financial statements contain a misrepresentation. You must act within the time limit set by the securities law in your province or territory.

For more information, see the securities law of your province or territory or ask a lawyer.

For more information

Contact IG Wealth Management or your IG Advisor for a copy of the Fund's simplified prospectus and other disclosure documents. These documents and the Fund Facts make up the Fund's legal documents.

IG Wealth Management

447 Portage Avenue
Winnipeg, Manitoba, R3B 3H5
1-888-746-6344

If you live in Quebec:

2001 Robert-Bourassa Boulevard, Suite 2000
Montreal, Quebec, H3A 2A6
1-800-661-4578
ig.ca

To learn more about investing in mutual funds, see the brochure **Understanding mutual funds**, which is available on the website of the Canadian Securities Administrators at www.securities-administrators.ca.