

## IG Core Portfolio - Growth - Series TNL and TJNL

I.G. Investment Management, Ltd.

This document contains key information you should know about IG Core Portfolio - Growth – Series TNL and TJNL. You can find more details in the Fund's simplified prospectus. You can get a copy by asking your IG Wealth Management Advisor ("IG Advisor"), by calling I.G. Investment Management, Ltd. at 1-888-746-6344 (1-800-661-4578 if you live in Quebec) or by visiting our website at ig.ca.

Before you invest in any fund, you should consider how it would work with your other investments and your tolerance for risk.

### Quick facts\*

<b>Fund code(s)</b>	Series TNL [1814] Series TJNL [1818]	<b>Fund manager</b>	I.G. Investment Management, Ltd.
<b>Date series started</b>	Series TNL: January 7, 2019 Series TJNL: January 7, 2019	<b>Portfolio manager(s)</b>	I.G. Investment Management, Ltd.
<b>Total value of the Fund on March 31, 2026</b>	\$3.8 billion	<b>Distributions</b>	Monthly, targeting an 8% payout rate based on the net asset value per unit as of the end of the previous calendar year.
<b>Management expense ratio (MER)**</b>	Series TNL: 2.65%	<b>Minimum household investment***</b>	Series TNL: \$50 initial, \$50 additional

\* This document pertains to Series TNL and TJNL securities. See below under "How much does it cost?" for information about Automatic Switches.

\*\* Please see "Fund expenses" for the MERs applicable to each series.

\*\*\* Please see the fee decrease table under "Fund expenses" for the minimum household investment amounts applicable to each series.

### What does the Fund invest in?

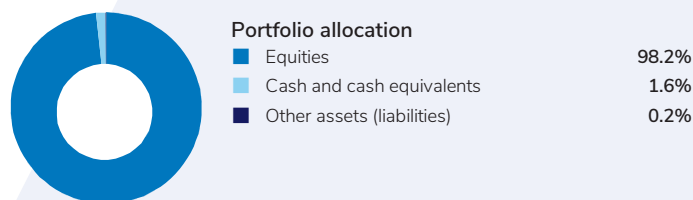
The Fund intends to provide investors with a diversified portfolio solution that provides long-term capital appreciation by investing in equity oriented Underlying Funds and/or directly in equity securities. Based on its assessment of economic and market conditions, the Portfolio Advisor may actively shift the allocation of the Fund's exposures with respect to geography, sector, investment style, market capitalization, and/or currency. In addition, the Fund may invest in other asset classes.

The charts below give you a snapshot of the Fund's investments on March 31, 2026. The Fund's investments may change.

#### Top 10 investments (March 31, 2026)

1.	T. Rowe Price - IG U.S. Equity Pool Series P	20.7%
2.	Mackenzie - IG U.S. Equity Pool Series P	20.6%
3.	BlackRock - IG Active Allocation Pool IV Series P	10.5%
4.	IG Mackenzie European Equity Fund Series R	8.2%
5.	Mackenzie - IG Canadian Equity Pool Series P	7.7%
6.	Fidelity - IG Canadian Equity Pool Series P	5.8%
7.	IG Mackenzie Pan Asian Equity Fund Series R	4.7%
8.	IG Mackenzie European Mid-Cap Equity Fund Series R	4.2%
9.	BlackRock - IG International Equity Pool Series P	3.1%
10.	Mackenzie - IG Low Volatility U.S. Equity Pool Series P	3.0%
Total percentage of top 10 investments		88.5%
Total number of investments		17

#### Investment mix (March 31, 2026)



### How risky is it?

The value of the Fund can go down as well as up. You could lose money. One way to gauge risk is to look at how much a fund's returns change over time. This is called "volatility".

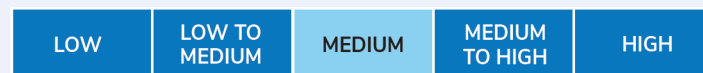
In general, funds with higher volatility will have returns that change more over time. They typically have a greater chance of losing money and may have a greater chance of higher returns. Funds with lower volatility tend to have returns that change less over time. They typically have lower returns and may have a lower chance of losing money.

### No guarantees

Like most mutual funds, this Fund doesn't have any guarantees. You may not get back the amount of money you invest.

### Risk rating

IG Wealth Management has rated the volatility of this Fund as **medium**. This rating is based on how much the Fund's returns have changed from year to year. It doesn't tell you how volatile the Fund will be in the future. The rating can change over time. A fund with a low risk rating can still lose money.



For more information about the risk rating and specific risks that can affect the Fund's returns, see the *What are the Risks of Investing in the Fund?* section of the Fund's simplified prospectus.

## IG Core Portfolio - Growth - Series TNL and TJNL

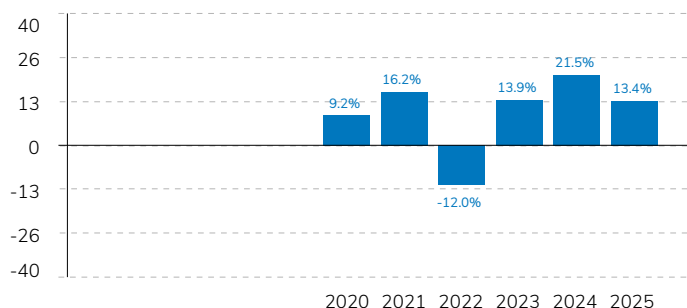
### How has the Fund performed?

This section tells you how Series TNL securities of the Fund have performed over the past 6 years. Returns are after Fund expenses have been deducted. These expenses reduce the Fund's returns.

The performance of Series TJNL securities would be similar to the performance of Series TNL securities, but would vary as a result of the difference in the combined management and administration fees compared to Series TNL as disclosed in the fee decrease table under "Fund expenses" below.

#### Year-by-year returns

This chart shows how Series TNL securities of the Fund performed in each of the past 6 years. The Fund dropped in value in 1 of the 6 years. The range of returns and change from year to year can help you assess how risky the Fund has been in the past. It does not tell you how the Fund will perform in the future.



#### Best and worst 3-month returns

This table shows the best and worst returns for Series TNL securities of the Fund in a 3-month period over the past 6 years. The best and worst 3-month returns could be higher or lower in the future. Consider how much of a loss you could afford to take in a short period of time.

	Return	3 months ending	If you invested \$1,000 at the beginning of the period
Best return	13.3%	June 30, 2020	Your investment would rise to \$1,133.
Worst return	-16.1%	March 31, 2020	Your investment would drop to \$839.

#### Average return

A person who invested \$1,000 in the Series TNL securities at inception would have \$2,063 as of March 31, 2026. This is equal to an annual compounded return of approximately 10.5%.

### Who is this Fund for?

You should consider investing in this Fund if you are comfortable with the risks for this investment and:

- your long-term investment goal is a steady, monthly cash-flow;
- you are willing to receive a return of capital;
- your investment will not be in a Registered Plan; and
- you are looking for a diversified portfolio in a single investment.

### A word about tax

In general, you'll have to pay income tax on any money you make on the Fund. How much you pay depends on the tax laws where you live and whether or not you hold the Fund in a registered plan, such as a Registered Retirement Savings Plan or a Tax-Free Savings Account.

As you hold your Fund in a non-registered account, taxable fund distributions are included in your taxable income, whether you get them in cash or have them reinvested.

### How much does it cost?

The following tables show the fees and expenses you could pay to buy, own and sell Series TNL and Series TJNL securities of the Fund. The fees and expenses – including any commissions – can vary among series of a fund and among funds. Higher commissions can influence representatives to recommend one investment over another. Ask about other funds and investments that may be suitable for you at a lower cost.

We provide eligible investors with combined management and administration fee decreases on their eligible IG Wealth Management Fund investments, as disclosed in the fee decrease table under the sub-heading "Fund expenses". If your household has assets of \$500,000 or more (the "Eligibility Criteria"), we will automatically switch your Series TNL securities into Series TJNL securities of the Fund (bearing lower combined management and administration fees).

Once you have been switched into Series TJNL of the Fund, you will remain in Series TJNL even if you no longer meet the Eligibility Criteria. For more information, see "Fees and expenses" in the Fund's simplified prospectus and speak to your IG Advisor.

#### 1. Sales charges

Series TNL and TJNL units are no load. That means you pay no sales charges if you buy, redeem or switch your units.

When you buy this series of the Fund, the Fund manager may pay your IG Advisor a growth bonus of up to 2.75%. The Fund manager may pay your IG Advisor an additional payment of up to 40% of the growth bonus if they were appointed before October 1, 2023, and are in their first four years with us. For Advisors appointed after September 30, 2023, they will not receive an additional payment.

## IG Core Portfolio - Growth - Series TNL and TJNL

### 2. Fund expenses

You don't pay these expenses directly. These expenses reduce the annual return of the Series. Series TNL has higher combined management and administration fees than Series TJNL. As of September 30, 2025, the Fund's expenses for each Series were as follows:

	Annual rate (as a % of the Series' assets)	
	Series TNL	Series TJNL
<b>Management expense ratio (MER)</b> This is the total of the Series' management fee (including the trailing commission) and operating expenses (including the service fee and administration fee).	2.65%	2.40%
<b>Trading expense ratio (TER)</b> This is the Series' investment trading costs.	0.07%	0.07%
<b>Fund expenses</b>	2.72%	2.47%
<b>For every \$1,000 invested, this equals:</b>	\$27.20	\$24.70

The table below sets out the combined management and administration fee decrease from Series TNL to Series TJNL.

Household investment	Series	Combined management and administration fee decrease (from Series TNL)
Up to \$499,999	TNL	N/A
\$500,000 and above	TJNL	0.25%

### More about the trailing commission

The trailing commission is an ongoing commission. It is paid for as long as you own the Fund. It is for the services and advice that your IG Advisor provides to you.

The Fund manager pays the trailing commission to your IG Advisor. It is paid in whole or in part from the Fund's management fee and is based on the value of your investment. The rate ranges between:

- 0.40% to 0.70% per year (\$4.00 to \$7.00 per year for every \$1,000 invested).

### 3. Other fees

You may have to pay other fees when you buy, hold, sell or switch securities of the Fund.

Fee	What you pay
<b>Inappropriate Short-term trading fee</b>	If you initiate a combination of purchases and redemptions, including switches into, or out from, the Fund within 30 days, your switches could have a detrimental effect on other Fund investors, and that may take advantage of Funds with investments priced in other time zones or illiquid investments that trade infrequently. We may charge you 2.00% of the amount you switch. This fee is payable to the Fund.
<b>Excessive Short-term trading fee</b>	If you initiate a combination of purchases and redemptions, including switches into, or out from, the Fund within 30 days, your switches could have a detrimental effect on other Fund investors, and we may charge you up to 2.00% of the amount you switch. This fee is payable to the Fund.

### What if I change my mind?

Under securities law in some provinces and territories, you have the right to:

- withdraw from an agreement to buy mutual fund securities within two business days after you receive a simplified prospectus or Fund Facts document, or
- cancel your purchase within 48 hours after you receive confirmation of the purchase.

In some provinces and territories, you also have the right to cancel a purchase, or in some jurisdictions, claim damages, if the simplified prospectus, annual information form, Fund Facts document or financial statements contain a misrepresentation. You must act within the time limit set by the securities law in your province or territory.

For more information, see the securities law of your province or territory or ask a lawyer.

### For more information

Contact IG Wealth Management or your IG Advisor for a copy of the Fund's simplified prospectus and other disclosure documents. These documents and the Fund Facts make up the Fund's legal documents.

#### IG Wealth Management

447 Portage Avenue  
Winnipeg, Manitoba, R3B 3H5  
1-888-746-6344

#### If you live in Quebec:

2001 Robert-Bourassa Boulevard, Suite 2000  
Montreal, Quebec, H3A 2A6  
1-800-661-4578  
ig.ca

To learn more about investing in mutual funds, see the brochure **Understanding mutual funds**, which is available on the website of the Canadian Securities Administrators at [www.securities-administrators.ca](http://www.securities-administrators.ca).