

# IPC Global Income & Growth Portfolio Series FT

Counsel Portfolio Services Inc.

This document contains key information you should know about IPC Global Income & Growth Portfolio Series FT. You can find more detailed information in the fund's simplified prospectus. Ask your representative for a copy, contact Counsel Portfolio Services Inc. ("Counsel") at 1-877-625-9885 or info@counselservices.com or visit www.ipcportfolios.ca.

**Before you invest in any fund, consider how the fund would work with your other investments and your tolerance for risk.**

Effective on or about October 1, 2024, subject to customary closing conditions, Counsel Portfolio Services Inc. will be amalgamated with, and continue under the name, Canada Life Investment Management Ltd. Consequently, all references in this document to "Counsel Portfolio Services Inc." or "Counsel" when referring to the fund manager or portfolio manager, will be replaced with "Canada Life Investment Management Ltd." or "CLIML".

- The email address noted above and in the "For more information" section will be changed to clientrelations@mutualfunds.counselservices.com.

- The name and address of the fund manager in the "For more information" section will be changed to: Canada Life Investment Management Ltd., 255 Dufferin Avenue, London, Ontario N6A 4K1.

## Quick facts

<b>Fund code:</b>	CGF202	<b>Fund manager:</b>	Counsel Portfolio Services Inc.
<b>Date series started:</b>	June 23, 2021	<b>Portfolio manager:</b>	Counsel Portfolio Services Inc.
<b>Total fund value on June 30, 2024:</b>	\$41.6 Million	<b>Distributions:</b>	Monthly, at annual rate of 6%. Automatically reinvested unless cash election made
<b>Management expense ratio (MER):</b>	1.08%	<b>Minimum investment:</b>	\$500 initial; \$100 additional; \$50 for pre-authorized debit plans. These amounts may change from time to time, and may also be waived by Counsel.

## What does the Fund invest in?

The Fund seeks to generate income and long-term capital growth. The Fund will invest either directly, or through securities of other investment funds, in a combination of equity and fixed income securities of companies located anywhere in the world. The Fund pursues a flexible approach where allocations between asset classes are based on economic conditions and assessment of relative valuations. The Fund's asset class weightings generally range between 50% to 70% in equity securities and 30% to 50% in fixed-income securities.

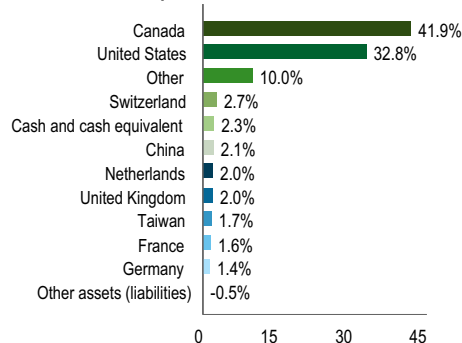
The charts below give you a snapshot of the fund's investments on June 30, 2024. The fund's investments will change.

### Top 10 Investments (June 30, 2024)

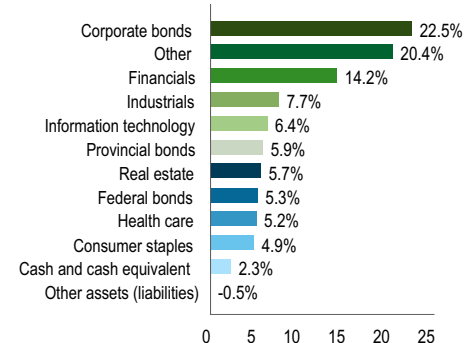
1. Counsel Global Dividend Series O	24.7%
2. Counsel Canadian Core Fixed Income Series O	23.7%
3. Mawer Global Equity Fund	18.9%
4. Counsel Canadian Dividend Series O	11.3%
5. Mackenzie Unconstrained Fixed Income Fund Series O	10.1%
6. Counsel Global Real Estate Series O	6.0%
7. Counsel North American High Yield Bond Series O	4.1%
8. IPC Canadian Equity Series O	1.2%
9. Cash	0.8%
<b>Total percentage of top 10 investments</b>	<b>100.8%</b>
<b>Total number of investments</b>	<b>9</b>

### Investment mix (June 30, 2024)

#### Effective Country Allocation



#### Effective Sector Allocation



# IPC Global Income & Growth Portfolio Series FT

## How risky is it?

The value of the fund can go down as well as up. You could lose money.

One way to gauge risk is to look at how much a fund's returns change over time. This is called "volatility".

In general, funds with a higher volatility will have returns that change more over time. They typically have a greater chance of losing money and may have a greater chance of higher returns. Funds with lower volatility tend to have returns that change less over time. They typically have lower returns and may have a lower chance of losing money.

## No guarantees


Like most mutual funds, this fund doesn't have any guarantees. You may not get back the amount of money you invest.

## How has the fund performed?

This section tells you how Series FT securities of the fund has performed over the past 2 years. Returns are after expenses have been deducted. These expenses reduce the fund's returns.

### Year-by-year returns

This chart shows how Series FT securities of the fund performed in each of the past 2 calendar years. The fund's value has decreased in 1 of the 2 years. The range of returns and change from year to year can help you assess how risky the fund has been in the past. It does not tell you how the fund will perform in the future.



## Risk rating

Counsel has rated the volatility of this Fund as **low to medium**.

This rating is based on how much the Fund's returns have changed from year to year. It doesn't tell you how volatile the fund will be in the future. The rating can change over time. A fund with a low risk rating can still lose money.



For more information about the risk rating and specific risks that can affect the fund's returns, see the 'What are the Risks of Investing in the Fund?' section of the fund's simplified prospectus.

### Best and worst 3-month returns

This table shows the best and worst returns for Series FT securities of the fund in a 3-month period over the past 2 years. The best and worst 3-month returns could be higher or lower in the future. Consider how much of a loss you could afford to take in a short period of time.

	Return	3 months ending	If you invested \$1,000 at the beginning of the period
Best return	6.9%	December 31, 2023	Your investment would rise to \$1,069.
Worst return	-8.7%	June 30, 2022	Your investment would drop to \$913.

### Average return

A person who invested \$1,000 in Series FT since inception would have had \$1,119 as of June 30, 2024. This is equal to an annual compounded return of approximately 3.8%.

## Who is this fund for?

### Investors who:

- seek a global balanced fund to hold as a key part of their portfolio
- want a medium term investment
- can handle the volatility of stock and bond markets
- desire fixed monthly distributions in a non-registered account

## A word about tax

In general, you'll have to pay income tax on any money you make on a fund. How much you pay depends on the tax laws where you live and whether or not you hold the fund in a registered plan such as a Registered Retirement Savings Plan or a Tax-Free Savings Account.

Keep in mind that if you hold your fund in a non-registered account, fund distributions are included in your taxable income, whether you get them in cash or have them reinvested.

## How much does it cost?

The following tables show the fees and expenses you could pay to buy, own and sell Series FT securities of the fund.

The fees and expenses – including any commissions – can vary among series of a fund and among funds. Higher commissions can influence representatives to recommend one investment over another. Ask about other funds and investments that may be suitable for you at a lower cost.

### 1. Sales charges

You pay no sales charges when you buy Series FT of this fund.

# IPC Global Income & Growth Portfolio Series FT

## 2. Fund expenses

You don't pay these expenses directly. They affect you because they reduce the fund's returns.

As of March 31, 2024, the fund's expenses were 1.14% of its value. This equals \$11.40 for every \$1,000 invested.

	Annual rate (as a % of the fund's value)
Management expense ratio (MER) This is the total of the management fee and operating expenses (including administration fees and Other Fund Costs, as described in detail in the Simplified Prospectus).	1.08%
Trading expense ratio These are the fund's trading costs.	0.06%
Fund expenses	1.14%

## 3. Other fees

You may have to pay other fees when you buy, hold, sell or switch securities of the Fund.

Fee	What you pay
Asset-Based Fee	Series FT securities are available exclusively to investors who have a fee based arrangement with their representative's firm. You and your representative decide on an annual asset-based fee of 0-1.5% based on the average daily market value of your investment. This fee is paid to your representative's firm and is in addition to the expenses payable by the fund. If instructed, Counsel will deduct the fees from your account by redeeming securities of a fund that you have designated in advance and will remit the proceeds to your representative's firm on your behalf.
Switch fees	If you switch between series of the fund or to another Counsel fund, you may pay your representative's firm a switch fee of 0%-2%.
Inappropriate short-term trading fee	A fee of 2% of the amount switched or redeemed may be charged by the fund for inappropriate short-term trading which is defined as trading within a short period of time (less than 30 days) that Counsel believes is detrimental to fund investors.
Excessive short-term trading fee	A fee of 1% of the amount switched or redeemed may be charged by the fund if you invest in the fund for less than 30 days and your trading is part of a pattern of short-term trading that Counsel believes is detrimental to fund investors.

## What if I change my mind?

Under securities law in some provinces and territories, you have the right to:

- withdraw from an agreement to buy mutual fund securities within two business days after you receive a simplified prospectus or Fund Facts document, or
- cancel your purchase within 48 hours after you receive confirmation of the purchase.

In some provinces and territories, you also have the right to cancel a purchase, or in some jurisdictions, claim damages, if the simplified prospectus, annual information form, Fund Facts document or financial statements contain a misrepresentation. You must act within the time limit set by the securities law in your province or territory.

For more information, see the securities law of your province or territory or ask a lawyer.

### More about the trailing commission

No trailing commissions are paid for Series FT of this fund.

## For more information

Contact Counsel Portfolio Services Inc. or your representative for the fund's simplified prospectus and other disclosure documents. These documents and the Fund Facts make up the fund's legal documents.

**Counsel Portfolio Services Inc.**  
5015 Spectrum Way, Suite 300  
Mississauga, Ontario L4W 0E4

Phone : 1 (905) 625-9885  
Toll-free : 1 (877) 625-9885  
Email: [info@counsel-services.com](mailto:info@counsel-services.com)  
[www.ipcportfolios.ca](http://www.ipcportfolios.ca)

To learn more about investing in mutual funds, see the brochure **Understanding mutual funds**, which is available on the website of the Canadian Securities Administrators at [www.securities-administrators.ca](http://www.securities-administrators.ca).